

Example profile: Childminder




Not sure what to include in your [SearchChildcare](#) listing? Check out our example profile for some inspiration.

Creating a great profile isn't about listing every single detail about your setting. Instead, we recommend highlighting just the most important and useful features about the service you offer.

When deciding what information to provide, try to think about what parents might find useful when making their childcare choice. Consider including the following;

- ★ Your latest Ofsted grade or CSSIW registration details
- ★ A description of your setting (do you have outdoor space, sensory area, dedicated childminding room, accessible toilet etc.)
- ★ The schools or nurseries/playgroups/pre-schools you are able to provide drop-off and collection services for
- ★ Regular activities you attend with your mindees
- ★ Any additional training that is relevant to your role
- ★ Short recommendations or testimonials from existing clients

Example Childminder Childminder







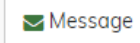

I have been childminding for four years and deliver a flexible, personal childcare service.

- * Ofsted have graded me Outstanding
- * My setting includes a large outdoor space with play equipment
- * I can provide drop-off and collection from Example School and Example Nursery on Example Road
- * I attend a large number of regular groups, including local play groups, sing-along and story time at the local library and a soft play morning at the local Children's Centre

"Our son was so happy here and enjoyed the benefits of a smaller setting, but with the chance to interact with larger groups of children" A Parent

Please contact me for more details and references.

Accepts childcare vouchers School / Nursery runs Spaces available 3 & 4 Year old early education entitlement 2 Year old early education entitlement

   Ofsted report  Visit Website  Message  More ▾

Important info about photos: Your images are public so anyone can view them, which makes it possible for anyone to be able to obtain a copy of them. It is therefore important that you have full permission before you upload images. It's also wise to only upload images in which people and locations are not identifiable. For example, consider only choosing photos of children playing in your setting where you can't see the child's face or any other identifiable features.